



Shalin Liu Performance Center
at
Rockport Music
Technical and Production Information
Shalin Liu Performance Center
37 Main Street - Rockport, MA 01966



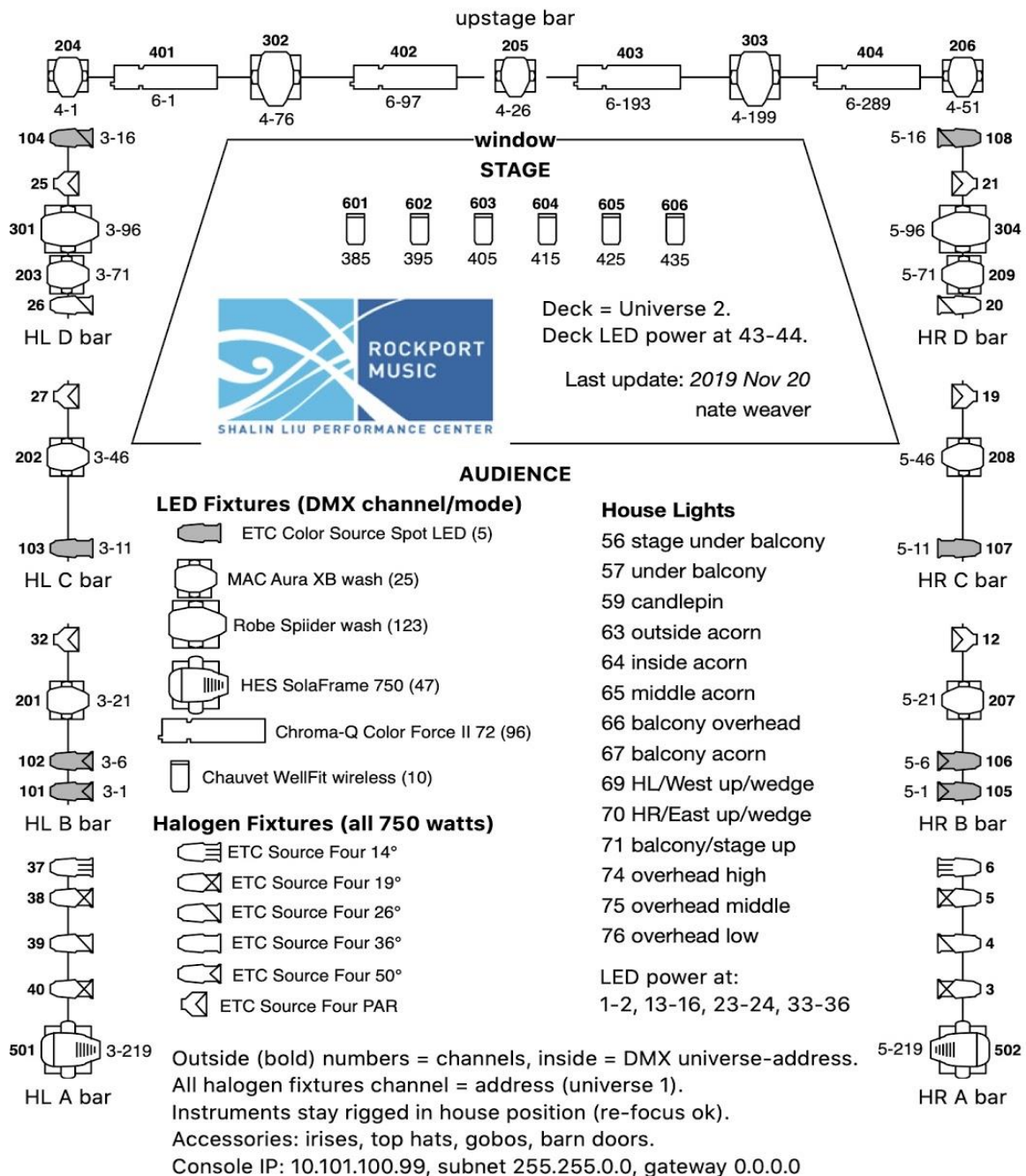
Please direct all enquiries to Production Services
phone 978.546.7391 x 130
email: scott@rockportmusic.org
www.rockportmusic.org

The information contained in this document is given in good faith and is believed to be correct at the time of preparation. While every effort is made to fulfill presenters' requirements from in-house stock, no guarantee is made that the equipment listed will be available for a particular event. Availability is subject to change due to the requirements of Rockport Music.

Revised: January 2022

CONTENTS

GENERAL INFORMATION	6
SHALIN LIU PERFORMANCE CENTER.....	6
Seating	7
Seating Capacities	7
Recommended Tiers	7
Seating Chart.....	8
Accessibility.....	9
Assisted Hearing System	9
First Aid	9
Load-in Area	9
Vehicle Access	10
Storage Space.....	10
Additional Equipment	10
Electrical Service	10
Sound Limits.....	10
STAGE SPECIFICATIONS.....	11
Stage Dimensions.....	11
Stage Floor	12
Care of Timber Surfaces.....	12
Control System.....	12
Furniture	12
Piano	13
SLPC LIGHTING	14
Control/Systems.....	14
CONCERT LIGHTING	15
CONSOLE	16



SOUND & AUDIO VISUAL FACILITIES.....	18
Acoustics	18
Operating position	18
Loud Speaker System	18
House Mains	18
Front and Balcony Fills	19
Delays.....	19
Public Zones	19
Mixing Console.....	20
Audio Connections	20
.....	20
Monitors.....	21
Microphones	21
Radio Microphones	22
Audio Accessories	22
Additional Technical Equipment.....	22
Microphone Drops	23
Connections/Patching.....	23
AV Room	23
Stage.....	24
Orchestra	24
Greenroom.....	24
Reception Hall.....	24
Performers Entrance.....	24
Balcony Rail	24
Video Monitors	24
Projection.....	25
Projector	25
Screen.....	25
Creston System	Error! Bookmark not defined.
RECORDING AND BROADCAST	25
Commercial Audio Recording	Error! Bookmark not defined.

Video Recording	Error! Bookmark not defined.
Communications	Error! Bookmark not defined.
BACKSTAGE FACILITIES.....	26
Green Room	26
Backstage	26
Artist Water Closet.....	27
ROCKPORT MUSIC STAFF	27
PERFORMANCE CENTER POLICIES	28

GENERAL INFORMATION

SHALIN LIU PERFORMANCE CENTER

The Shalin Liu Performance Center (SLPC) is a new concert and performance space hall with state-of-the-art acoustics and breathtaking ocean views. The SLPC was built by Rockport Music for the Rockport Chamber Music Festival which has presented chamber music of the highest caliber since 1981. With the addition of the new performance center, the organization has expanded its artistic offerings to extend throughout the year and including jazz, classical, pop and world music, Metropolitan Opera and National Theatre of England simulcasts, as well as many other programs.

The Concert Hall is a true chamber music facility that is ideal for small chamber ensembles. In addition to the Concert Hall, the Reception Hall is a beautiful event space with dramatic ocean views available to the community and private individuals for special events including conferences, wedding receptions, and dinners.

The Shalin Liu Performance Center rentals serve the community through a year-round rental operation that provides facilities and a professional staff for independent regional, national, and international presenters and producers, and for school functions, community and corporate events. The two venues available for rental are Concert Hall and Reception Hall.

The performance center is approximately one hour north of Boston, MA. It is located on Cape Ann and is accessible via US 127. It is also within walking distance of the Massachusetts Bay Commuter Rail Rockport line train station.

Year Opened:	2010
Web site:	www.rockportmusic.org
Mailing Address:	16 Main Street
Physical Address:	37 Main Street
Box Office Address:	16 Main Street
Phone Number:	(978) 546-7391
Director of Technical Operations:	Scott Rodgers - Extension: 130 srodgers@rockportmusic.org Mobile: (978) 265-4121
Technical Operations Associate:	Nate Weaver - Extension: 129 nweaver@rockportmusic.org
Box Office Manager:	Billy Burgoyne - Extension: 102 wburgoyne@rockportmusic.org
Director of Marketing:	Karen Herlitz - Extension: 110 kherlitz@rockportmusic.org
Director of Rental Events:	Michelle Alekson – Extension: 111 malekson@rockportmusic.org

Seating

The maximum seating capacity of the concert hall is 346 seats. Typical concert seating is for 326 patrons. 14 additional seats with obstructed views can be made available. 6 seats are removed for technical space. When using the projection system more seats have obstructed views reducing the recommended seating to 298.

Seating Capacities

		<i>Concert</i>	<i>Simulcast/Projection</i>
Orchestra			
	East Loge	19	19
	West Loge	19	19
	Center	156	156
	Total	194	194
Balcony			
	East Balcony	25	17 (6*)
	West Balcony	25	17 (6*)
	East Stage Balcony	4*	0
	West Stage Balcony	4*	0
	Rear Balcony	6*	0
	Center	82	82
	Total	146	116
Total Capacity		340	310
Recommended Sellable Capacity		326	298

*indicates obstructive view

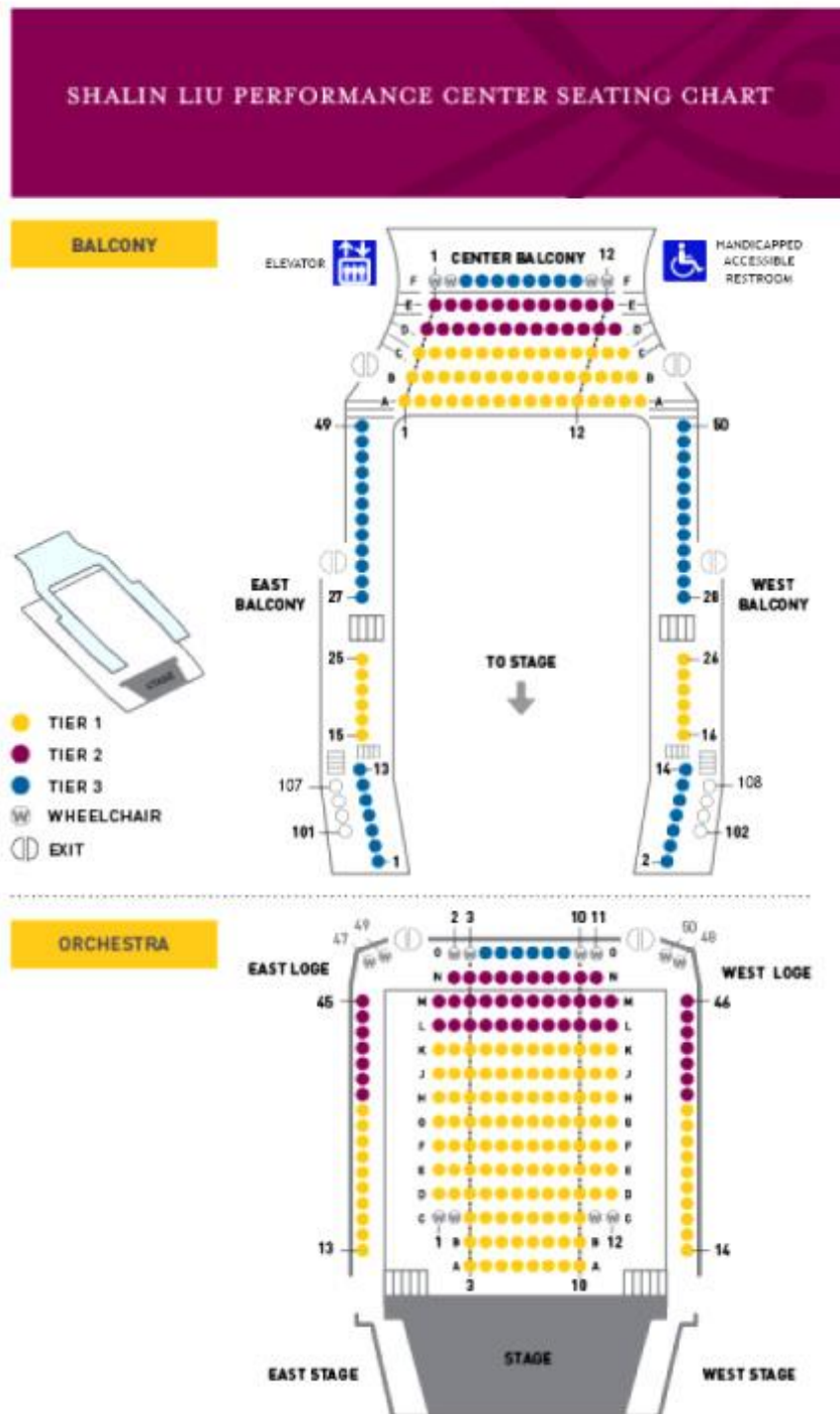
The concert hall seating is divided into 3 tiers. I, II, and III. The SLPC box office service has 3 seating maps available (*Concert, Simulcast, Gross Revenue*). Use of a non-standard seating map must be discussed with Production Services and the Box Office Manager. Charts of these maps are available upon request.

Recommended Tiers

	<i>Concert</i>	<i>Simulcast/Projection</i>	<i>Gross Revenue</i>
Tier I	189	216	175
Tier II	77	60	125
Tier III	60	22	34
Obstructed	14	12	6
Totals	340	310	340



Seating Chart



Accessibility

The concert hall is accessible to wheelchairs and patrons with limited mobility. There are four seats equipped with ADA transfer arms in the orchestra section. These same seats may be removed to accommodate patrons in wheelchairs. There is also removable seating in the balcony that is ADA accessible. There are accessible seats in all three tiers of seating.

Assisted Hearing System

A LISTEN™ FM radio transmitter system operates within the hall on a dedicated frequency. 18 receivers are available from staff in the lobby. Both, ear phones and hearing aid loops are available.

First Aid

For a medical emergency please dial 8-911 from any house phone. House phones are located in most rooms and near both first aid kits.

First aid kits are located in the back stage area and in the kitchen on the 3rd floor. Both kits are well stocked and contain supplies for most minor first aid needs. The kit in the kitchen is geared towards food service injuries. An AED (Automated External Defibrillator) is located back stage beside the first aid kit. If supplies are taken from either kit please inform a Rockport Music Staff person.

If any emergency situation occurs please immediately inform the Manager on Duty or another Rockport Music Staff person.

Load-in Area

Equipment is brought into the building via the main doors or the performers' entrance. Both entrances are located on Main Street. The back stage area can be accessed without the use of stairs. Entrance to the stage from the back stage area is on stage right. The back stage area is very limited in size.

- Equipment may be subject to safety checks by Rockport Music staff.
- All mains-connected electrical equipment requires a current compliance test tag from a suitably licensed person and may only be connected by a qualified electrician.
- Overhead equipment (including lighting and scenery) must be rigged by a qualified rigger, using appropriate equipment. Rockport Music reserves the right to approve of all stage hands and riggers. If rigging staff is required it must be made part of the contract and requested two weeks in advance.
- Lighting equipment rigged overhead must be secured with a safety chain or similar.
- Scenery and large props must be of a fire retardant fabric or treated with a fire retardant. A certificate of such treatment must be produced on request. Polystyrene, plastic and other such materials that cannot be treated with fire retardant are not permitted.
- Approved drapes must be of a fire retardant fabric or treated with an approved fire retardant and with an appropriate label attached to the drape.

Vehicle Access

A loading zone is available directly in front of the main hall doors. Parking time is limited to 15 minutes. Street parking is available on Main Street in front of the hall at the parking meters. Should a longer time be needed in the loading bay for load-in/load-out a police detail will be required from the Town of Rockport. Police details are booked in four hour blocks and must be scheduled at least two weeks in advance.

Storage Space

There is very limited storage space. Some items may, by prior arrangement, be left overnight, but there is no provision for storage beyond this. Rockport Music takes no responsibility for the loss or damage of any presenter's property, including personal belongings. Artists are encouraged to refrain from bringing personal belongings not required for the event.

Additional Equipment

There are no fly systems or hang points available in the concert hall. Additional lighting instruments need to be placed on stands or boom bases. The installed house sound system can only be supplemented by placing loud speakers on the stage either ground stacked or on stands. There is minimal room for sets and no way to bring large set pieces on or off the stage. If additional equipment/sets are needed, please discuss your needs with Production Services.

Electrical Service

The SLPC is served by appropriate power for all of the house systems. The lighting dimmers are served by a 600 amp system. AV power is provided by a separate isolation transformer. A connection to building main is available in the back stage area. The panel provides three phase 100 amp power with iso-ground. Iso-ground Edison plugs are located in numerous places throughout the building to provide line level voltage for AV connections. These iso-ground plugs are indicated with the industry standard iso-ground symbol on the Edison connection. Non-AV gear may NOT be connected to IG power.



Sound Limits

In the House there is a Limit of 94 db average over 1 minute with momentary peaks not to exceed 96 db. On Stage there is a limit of 92 db average over 1 minute with momentary peaks not to exceed 94db. In the Reception Hall there is a limit of 85 db average over 1 minute with momentary peaks not to exceed 90db. All SPL measurements are C weighted, from the center of row E in the orchestra seating for FOH, at center stage for Monitors, and from the center of the Sunroom for the Reception Hall. All decibel levels must be approved by Rockport Music.

STAGE SPECIFICATIONS

Stage Dimensions



Dimensions are approximate. Critical measurements should be confirmed on site. The setting line (zero line) of the stage is drawn between the downstage corners of the main side walls.

WIDTH	downstage	35' 4"
	setting line	29' 5"
	upstage	26' 6"
DEPTH	center line (glass wall)	18' 4"
	center line (curtain)	17' 6"
	center line (shutters)	16' 9"
	sides (glass wall)	18' 4"
	sides (curtain)	17' 6"
	sides (shutters)	17' 1"
CEILING HEIGHT	maximum (shape varies)	30 feet at center stage
STAGE HEIGHT	above auditorium floor	3 feet

UPSTAGE WALL

The upstage wall is 30 feet x 30 feet. There are three options for the upstage wall.

1. Glass wall – view of the ocean (NNW direction)
2. Scalloped motorized wooden shutters
3. Manually operated heavy brown velour drape

Stage Floor

STAGE RAKE 0 degrees (flat)

MATERIAL hardwood walnut flooring

Care of Timber Surfaces

No holes or permanent marks of any kind (including cello or double bass spikes) may be made on any timber surface in the Concert Hall. Marks must be removable "spike tape" available from the Stage Manager.

Control System

The control system for the motorized shutters and projection screen is located backstage. Additionally, both can be controlled in the AV room. There is a Creston system located in the AV room and at the Stage Managers table back stage. This system provides limited control of up to 2 wireless mics and the projection system.

Furniture

There is sufficient equipment to furnish a small chamber orchestra including orchestra chairs, bass stools, music stands, and conductor's platform.

Furniture inventory

- | | |
|---|----------------------------|
| (15) Standard height Manhasset music stands | (2) folding short stools |
| (6) Short Manhasset music stands | (1) small square table |
| (12) Wenger Artist chairs | (1) Speaker's podium |
| (1) Wenger Cello chair | (1) Conductors platform |
| (1) Steinway artist bench | (1) Adjustable piano chair |
| (6) Wooden stools | |

Piano



On the main stage there is a Steinway D 9' Concert Grand piano. The piano is stored in a climate controlled closet on stage left. The piano is tuned to a standard concert pitch of A = 441 hz and equal temperament. Tuning of the piano is only by Rockport Music. Piano tunings must be scheduled at least two weeks in advance. If the piano is used it must be tuned prior to any rehearsals and performances.

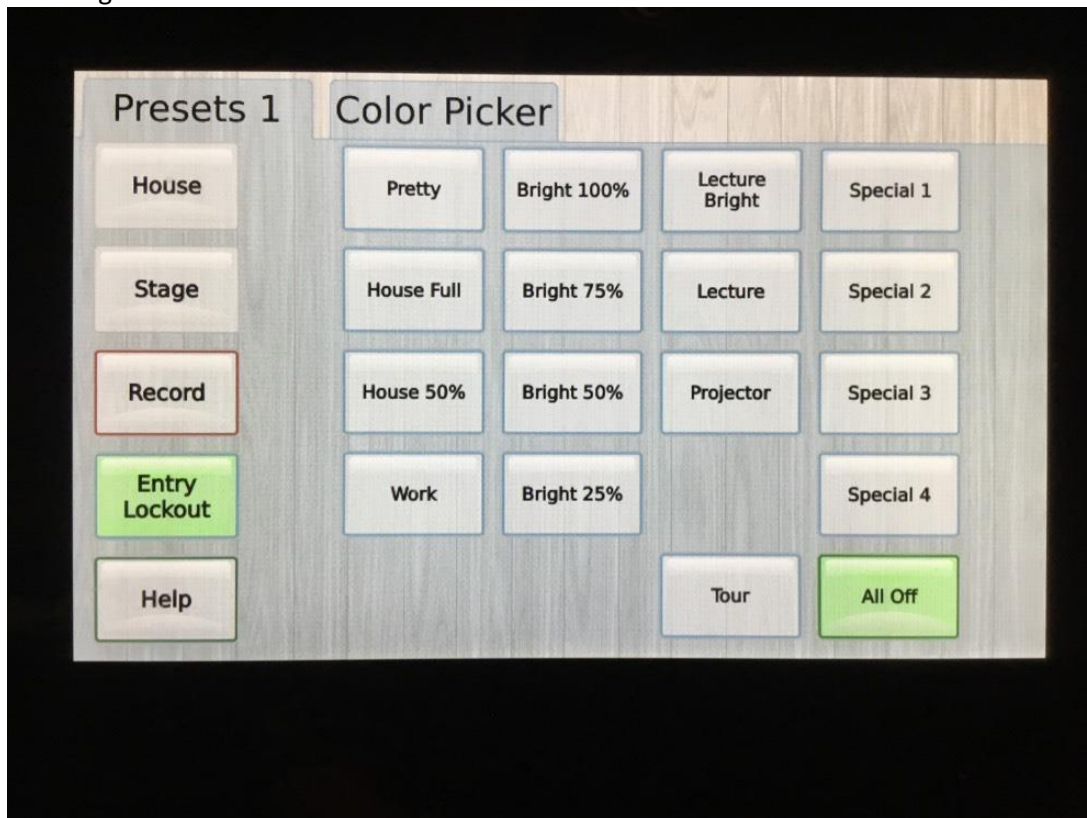
The reception hall is equipped with a Yamaha AvantGrand N3X. This instrument may be used for warm-ups and rehearsals if scheduled in advance. There is also an upright piano in the artist green room that may be used for warm-ups.

SLPC LIGHTING

Control/Systems

The Shalin Liu Performance Center is equipped with both dimmers and relay modules installed in a Sensor+ rack with CEM+ control module and Paradigm architectural control processor in a Unison ERn enclosure. House lighting control can be via ETC PTS7 touchscreen panel located backstage right. (This panel can also control select concert fixtures.) There are also 3-button panels for house lights located at each entrance to the performance hall which control basic house light presets (full/mid/off). House lights include over stage lighting and house ambient light. We utilize an ETC Net3 DMX/RDM gateway 2-port network with nodes located in balcony house left and right. We are configured with 6 total universes (dimmers = U1, 2-6 for DMX).

Backstage touchscreen control



CONCERT LIGHTING

Layout of the lighting rig is by 4 steel pipes per side of the balcony and 4 upstage pipes across the length of the stage. All pipes are at the same level above the balcony. Stage pins for dimmers and LED power are located on the same beams as the rigging as well as one connection each on the deck upstage left and right. See plot page 16. We utilize a mixture of halogen and LED lighting:


- 5 ETC Source Four spots per side.
- 3 ETC Source Four pars per side.
- 4 ETC Color Source LED spots per side (used as stage wash).
- 3 MacAura XB wash per side.
- 1 Robe Spiider wash per side.
- 1 High End Systems SolaFrame 750 per side.

The upstage line consists of:

- 3 MacAura XB wash.
- 2 Robe Spiider wash.
- 4 Chroma-Q Color Force II 72 bars.

Additional items:

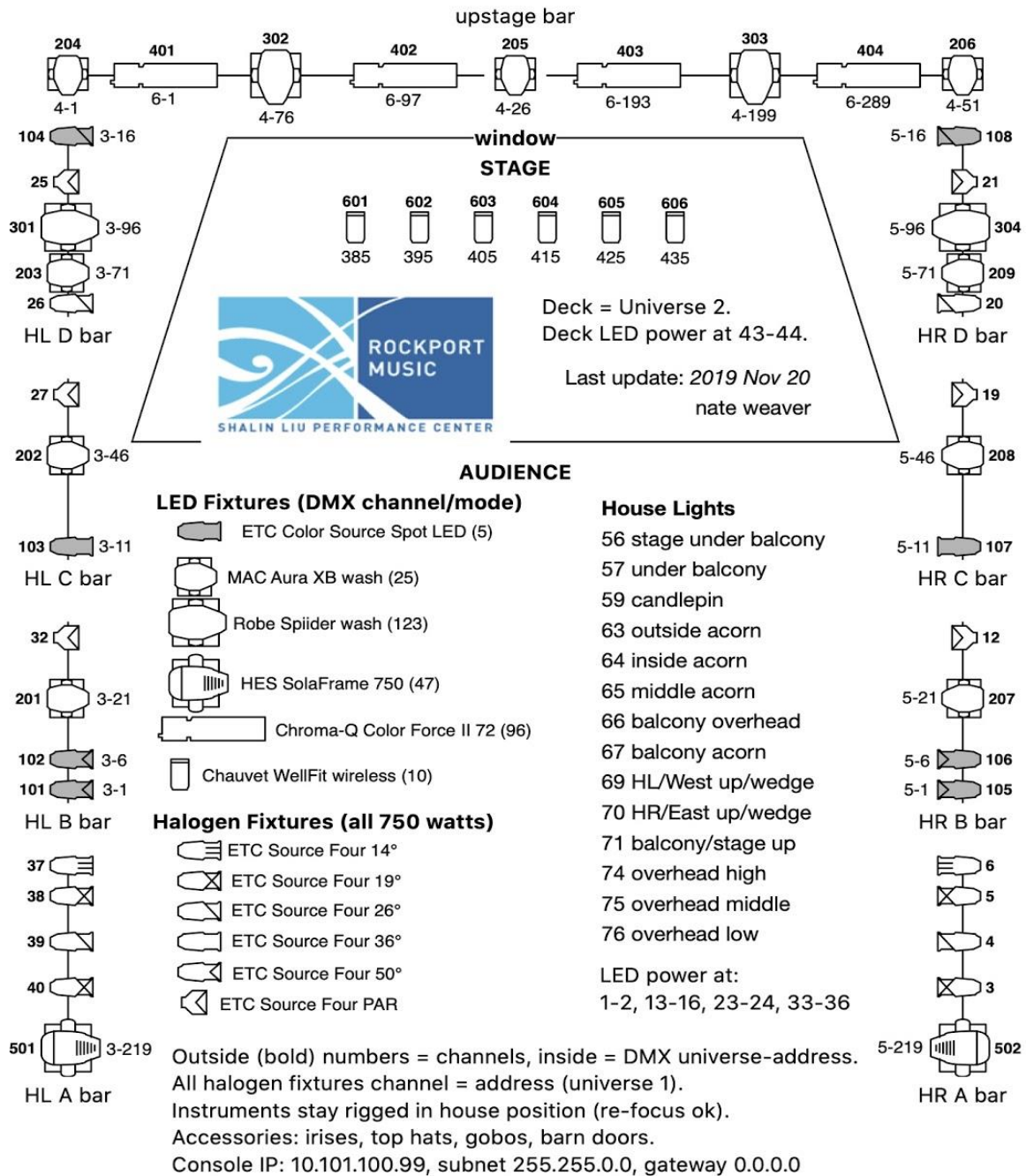
- Accessories for halogen concert lighting include: top hats, irises, gels, gobos and barn doors.
- We also have 4 ETC Source Four mini spots, 4 Martin Thrill Compact wash, 12 Chauvet Professional WellFit uplights. WellFit fixtures can be controlled wirelessly from the console.



CONSOLE

SLPC is equipped with a ChamSys MagicQ MQ80 console. This console is capable of 202 playbacks. We utilize an external fader wing and Dell P2418HT external touchscreen. The console is located in the rear of the balcony. Console IP address is 10.101.100.99, subnet 255.255.0.0, gateway 0.0.0.0.





SOUND & AUDIO VISUAL FACILITIES

Acoustics

The Concert Hall sound is 'live' and bright with a warm and clear acoustic extending throughout the hall. The reverberation time is approximately 2.0 seconds from 100Hz to 8KHz with a full audience. The room is tunable through the use of the six acoustic panels on each side of the balcony, the three acoustic doors at the back of the balcony, and the material used for the upstage wall.

Operating position



The FoH audio position is located in the rear of the center balcony, beside the FoH lighting position. FoH is equipped with a mixing console, Clear-Com communication, CD player, iPod, Line Inputs, and Talk Back mic. FoH has local connections for:

Local Connections: 8 XLR mic/line in, 8 XLR line out, 2 digital st AES3 in, 3 digital st AES3 out

Loud Speaker System

House Mains

The house main array consists of Left, Right, Center, Sub. Each is independently controlled from the mixing console. Main Left and Right are d&b audiotechnik E12 loud speakers driven by a d&b audiotechnik D6 amplifier. Main center is a d&b audiotechnik Q7. The Main Sub is hung below the Main Center and is a d&b audiotechnik Q-Sub. Main Center and Main Sub are driven by a d&b audiotechnik D6 amplifier.

Front and Balcony Fills

Two JBL AC16 loud speakers are installed in pockets at the front of the stage (down stage left and down stage right). They are controlled by a mono matrix from the mixing console. On each side of the front balcony three HK Audio IL-80 loud speakers are mounted on the beam above the seating. The six loud speakers are controlled by an additional mono matrix from the mixing console.

The loud speakers are driven by two four channel Crown CTi4200 amplifiers.

Delays

Four d&b audiotechnik E8 speakers are mounted under the balcony in the orchestra section to provide delay fills for the orchestra section and surround sound. Each pair of speakers is driven by a d&b audiotechnik D6 amplifier. The rear two orchestra loud speakers are slaved to the front pair and have a preset delay. The orchestra section delay fills are controlled by a stereo matrix from the mixing console.



Two d&b audiotechnik E8 speakers are mounted in the side of the rear balcony to provide delay fills and surround sound for the balcony. The loud speakers are driven by a d&b audiotechnik D6 amplifier and controlled by a stereo matrix from the mixing console.

Public Zones

There are 2 public zones on a 70v speaker system. Zone 1 is the front lobby, sidewalk in front of the main doors, main Lower Level restrooms, the Lower Level (LL) hallway, and the reception hall. Zone 2 is the Greenroom, and the Greenroom water closet. House paging can address each zone independently. House chimes sound in both zones. The zones can be fed from a mono matrix from the audio console, a monitor mic, or the audio feed from the 5.1 projection system.

Mixing Console

The hall is equipped with an Allen and Heath DLive7000 digital mixing console for FoH controlling a DM-32 mix rack and two DX-16 stage boxes. The console has 8 XLR mic/line in, 8 XLR line out, 2 digital st AES3 in, 3 digital st AES3 out. There are no local audio lines to/from the stage at FoH. Should the house console not be used, a snake will be required for all audio connections to/from the stage. Please discuss this with Production Services in advance.

Audio Connections

DLive S7000 Surface	8 XLR mic/line in, 8 XLR line out, 2 digital st AES3 in, 3 digital st AES3 out
DM-32 MixRack	32x XLR mic/line in, 16x XLR line out
DX-16 Stage Box (x2)	16x XLR mic/line in, 8x XLR line out



Monitors

The SLPC is equipped with eight (8) active monitors. The monitors are QSC K10's (6) and QSC K12's (2) with 1000-watt integrated amplifiers. Due to the reverberant nature of the hall, the use of stage monitors can sometimes adversely affect the sound for the audience. Keeping stage volume and monitor levels at a reasonable level are imperative for a successful sounding concert.

Monitors are typically mixed from the FOH console. A monitor console can be placed in the balcony at the expense of audience seating. Other locations for a monitor console include the back stage space on Stage Right or in the piano closet on Stage Left. Use of the back stage space for a monitor console will not give the operator a complete view of the stage. Use of the piano closet requires leaving the storage doors open and requires the grand piano to be on stage for the performance. Rockport Music does not have a monitor console available but can coordinate the hiring of a console with the cost charged to the presenter or artist.

Microphones

A range of dynamic and condenser microphones from Shure, DPA, Sennheiser, Neumann, Electrovoice, Telefunken and AKG are available. Please discuss your needs with Production Services.

Shure:

- (7) SM 57 dynamic
- (5) SM 58 handheld dynamic
- (1) SM 58/switched handheld dynamic
- (1) SM 58a Beta
- (2) SM 81 small diaphragm condenser
- (1) SM 87a handheld condenser
- (1) SM 27 large diaphragm condenser
- (1) Beta 52a

AKG:

- (4) 414 ULS large diaphragm condenser
- (2) C535eb handheld condenser

Neumann:

- (4) KMS-105 wireless capsules
- (2) KM 184

Electrovoice:

- (2) RE20 large diaphragm dynamic

Sennheiser:

- (8) 2000 Series wireless handhelds w/935 capsules
- (4) e604
- (2) e614
- (1) e602 II
- (2) MD 421 dynamic
- (2) e906 dynamic
- (4) e935 handheld dynamic
- (1) e901 half cardioid boundary
- (4) MKE-2 lavaliers

DPA:

- (1) 3521 piano kit (2x DPA 4021 mics)
- (5) 4099 instrument mics
- (1) DPA d:facto vocal mic

Telefunken:

- (2) M80 handheld dynamic
- (1) M82 Kick Mic
- (1) M80 Snare Mic
- (3) M81 Tom Mic

Radio Microphones

- (8) Channels of 2000 Series Sennheiser wireless. Choice of body pack or handheld transmitters
- (8) Handheld 2000 Sennheiser transmitters with 935 capsules or Neumann four KMS-105 capsules
- (4) Body pack 2000 Sennheiser transmitters with MKE-2 Gold lavalier mics
- (2) Plug-on XLR 2000 Sennheiser transmitters

Audio Accessories

Stands

- (10) K&M tall stands
- (10) K&M booms
- (2) Atlas tall stands
- (2) Atlas short stands
- (2) Atlas booms
- (1) Ultimate short stand with boom

Direct Inject Boxes

- (2) Radial Pro DI
- (2) Radial Pro DI2
- (2) Radial JDI
- (2) Radial AV2
- (2) Radial J48

Additional Technical Equipment

Rockport Music owns only the equipment listed above. Should additional equipment be requested/required Rockport Music can coordinate the hiring of this equipment. Rockport Music can coordinate the hire of monitor consoles, monitors, live and recording microphones, recording equipment, audio accessories, radio microphones, lighting instruments and accessories, and video equipment. All equipment hired for an event will be charged to the presenter or artist requesting such equipment.

Microphone Drops


There are seven microphone drops from the ceiling of the concert hall. Control is manual through a series of pulleys. Three drops are located four feet upstage of the stage lip, two connected via a 2' bar located over the audience 4 feet from the lip of the stage, and two further back into the hall located at 20 feet from the lip of the stage.



Connections/Patching

Audio & Video patching facilities, tie-lines, and splitters are available for productions. All building connections are landed in the various patch bays located in the AV room.

AV Room



Stage

Downstage left – 6 mics, 4 tie lines, 2 loud speakers, 1 data, 4 AC

Downstage right – 6 mics, 4 tie lines, 2 loud speakers, 1 data, 4 AC

Upstage center – 4 mics, 4 tie lines, 2 loud speakers, 1 data, 6 AC

Upstage right – 3 video, 2 intercom, 1 data

Backstage – 2 intercom, 1 data, 2 light board, 1 Unisom

Orchestra

Back wall – 6 tie lines, 2 data, 2 intercom, 1 video, 4 AC

Greenroom

AVP plate – 8 Tie lines, 8 Dry Lines, 4 Mic lines, 2 intercom, 2 data, 1 video, 2 AC

Reception Hall

Storage Closet - 8 Tie Lines, 2 intercom, 1 data

Performers Entrance

Exterior South Elevation – 6 tie lines, 5 video lines, 1 data line

Balcony Rail

House left – 2 data, 3 video lines, 2 intercom, 2 AC

House Right - 2 data, 3 video lines, 2 intercom, 2 AC

House Center – 2 light board, 1 Unisom, 4 AC

Video Monitors

Video monitors are located in several places in the SLPC. Video can be distributed to other locations on the data network via HDMI over Cat5 or through the coax connections on various plates throughout the facility.

Location	Monitor Type	Available Material
Lobby Left	40" Sharp LED	Stage Camera, Program Feed, Advertisement Feed
Lobby Right	40" Sharp LED	Stage Camera, Program Feed, Advertisement Feed
Green Room	36" Samsung LCD	Stage Camera
AV Room	Program and Preview monitors	Stage Camera, Program Feed
Concert Hall	20' Projection Screen	Program Feed

Projection



Because of certain inherent challenges for projection in the venue it is recommended that requirements be discussed as early as possible.

Projector

Full high-definition, high-output digital projector
(Panasonic PT-DW1000)

Lamp: 250W UHM lamp x4
Brightness: 10,000 lumens
Contrast: 5,000:1
Resolution: 1,920 x 1,080 pixels (1080p)
Frequency: 1080/50p: fh 56.25 kHz; fv 50 Hz

Screen

Paragon/Series E Electric Projection Screen
Width: 20 feet
Height: 11 feet 3 inches
Material: Matte White



BACKSTAGE FACILITIES

Green Room



The Green Room is located one level below the Concert Hall stage. It includes a wireless internet connection, house phone, refrigerator, microwave, private washroom, stage video/audio monitor, and seating for 5-12 people. There is also an upright piano for use as warm-up or alternate rehearsal space. The Green Room is for the exclusive use of artists, crew, staff and their guests. Please note: **there are NO shower or laundry facilities in the SLPC.**

Backstage



Artist Water Closet

A private artist water closet is located in the back stage area. It may be used as a supplemental changing area if needed.

ROCKPORT MUSIC STAFF

Staff are to remain under the direction of Rockport Music at all times. This arrangement is designed to ensure a safe working environment. For this reason, certain restrictions apply to hours of work.

Conditions that may affect production schedules include:

- Crew must take a clear half-hour meal break every five hours – please allow 45 minutes in your production schedule for crew to leave the venue, take a break and return
- Crew must have a clear ten hour break between shifts
- There are minimum crew numbers for certain tasks, and other Occupational Health and Safety procedures that must be followed
- Presenters will not be permitted to work in a venue without the presence of Rockport Music staff

PERFORMANCE CENTER POLICIES

- All Rockport Music safety guidelines and procedures must be followed at all times.
- Smoking is not permitted in any of the internal areas, or any of the designated external areas of the House. Smoking, matches, pyrotechnics, and other naked flames are prohibited on stage.
- Artists and management should keep their particular areas (especially green room) clean, tidy, and secure.
- The Green Room is for the exclusive use of artists, hirers, Rockport Music management and staff, and their visitors. Members of the public or press are not permitted to use these facilities.
- No filming, photography, or videotaping is allowed in the Green Room without special permission.
- No food is to be prepared in the green room or other back of house areas.
- No crockery or eating utensils may be left in any area other than the Green Room.
- No filming, photography, or videotaping is allowed on-site unless formal permission has been obtained.
- No food or drink (besides water) is permitted in the concert hall or on stage.
- Any strobe or gunshot effects must be clearly posted via lobby signs and announced in pre-show announcements.
 - Above-mentioned effects must be approved by Production Services no later than two weeks prior to use.
 - Rockport Music reserves the right to reject requests to utilize any effects for any reason without warning.
- Glitter or confetti is not allowed on stage or in the house; any cleaning due to these items will be billed to the party responsible.
- The theater is equipped with Wi-Fi. To connect, refer to your OS instructions on how to connect to a wireless network. Network name: wifi37 password: 1234512345
- Lagging or screwing into the deck is not permitted.
- Absolutely no tape other than gaff or spike tape may be used on any equipment or surfaces in the facility



